


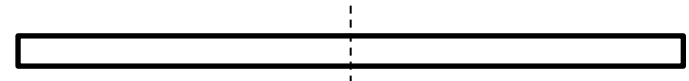
Equipment for window mobile to prevent bird strikes:

5 straight branches 22" long and approx $\frac{3}{4}$ " in diameter / length of nylon fishing line

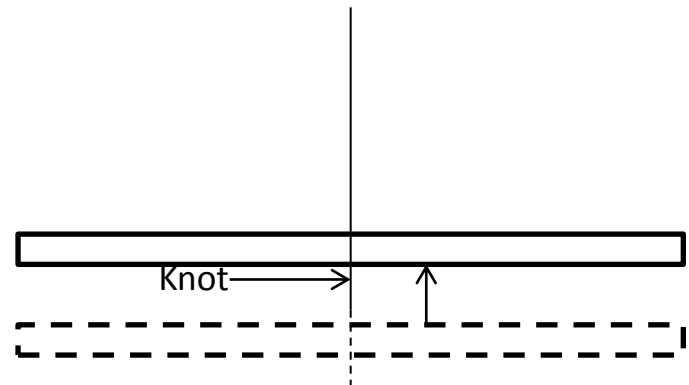
1. Hang up a piece of fishing line and tie a double knot in it at the bottom end



2. Drill a very small hole through the branch as close to the center as possible



3. Thread the bottom end of the fishing line through the top of the branch pulling the knot through the hole so the branch rests on it



4. You will now be able to see if the branch hangs level (it almost always doesn't!)

5. If it doesn't simply drill a new hole towards the heavier end (or snip a small piece of the branch off at the heavier end using garden snipers) and repeat the process until it hangs level.

6. Now cut a new length of fishing line and tie a single knot every 7 inches

7. Hang it up and thread your branches on (top one first) pulling them over the single knots (as in 3 above) and then triple knot each knot underneath the branches so they don't slip through

